



Adventures in Guided Math

www.guided-math-adventures.com

Developing Fact Fluency

Using Ten Scaffolding Flashcards



Addition Fact
Fluency

©2016 by Sarah E. Masters

Scaffolding Addition Fact Flashcards: Using Ten

Created by Sarah E. Masters-©2016

Follow my blog at www.guided-math-adventures.com

Rationale:

Flashcard use is an important part of basic fact practice. Practice should be done at the concrete, semi-concrete/pictorial, and abstract levels (in that order). This process is referred to as CSA or CPA.

Concrete—A student uses fact cards (with the numbers and symbols), BUT he/she physically models a strategy using manipulatives/tools.

Semi-concrete/Pictorial—A student uses **scaffolding flashcards**—those with a basic fact and visual representation of a strategy.

Abstract—A student uses fact cards with the numbers and symbols only. The goal is not to drill BUT to sort fact cards by strategy and to say answers from memory.

At whatever flashcard level my students are practicing, I always expect them to talk to each other about what strategy they are using or use self-talk when working alone.

For more information about assessing and teaching basic fact fluency, read Dr. Nicki Newton's *Math Running Records in Action*—©2016.

Scaffolding Addition Fact Flashcards: Using Ten

Created by Sarah E. Masters-©2016

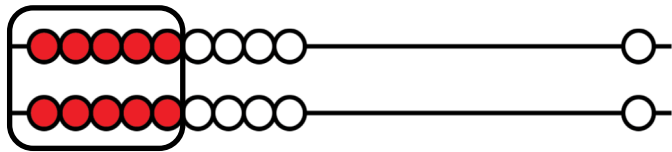
Follow my blog at www.guided-math-adventures.com

- The following addition fact cards are used to **scaffold** students from concrete representation of facts (using manipulatives) to abstract understanding (using a strategy and/or saying the answer when given a fact without using manipulatives or pictures). These cards provide pictorial representation of various strategies that are an important “stepping stone”.
- When working as partners, students should always explain their thinking/reasoning to one another aloud.
- Simply write the sums in pencil on the back of each card. All cards can also be printed in grayscale.

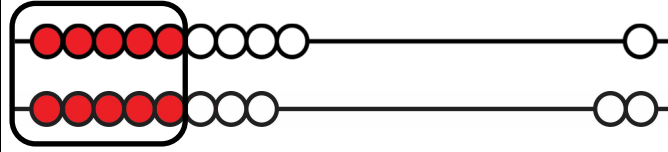
Font courtesy of [KG Fonts](#).

Cover Arrow Graphic Courtesy of

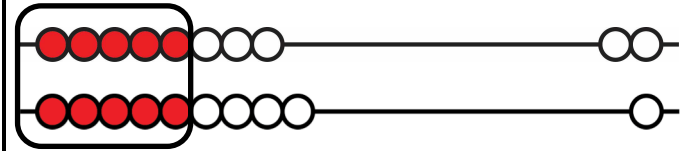
[Lettering Delights](#)



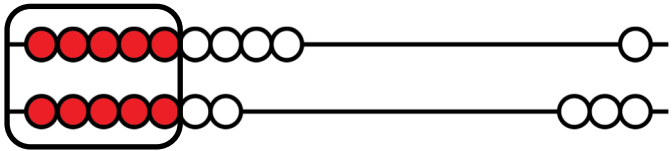
$$9 + 9 =$$



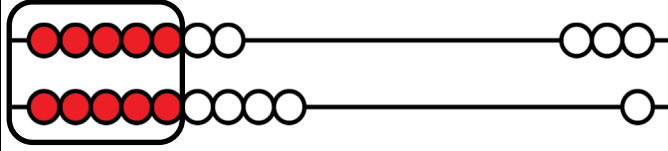
$$9 + 8 =$$



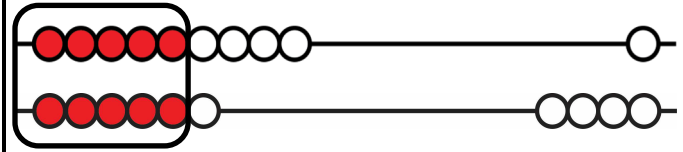
$$8 + 9 =$$



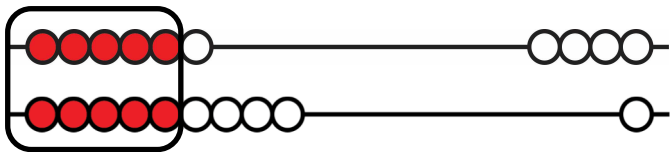
$$9 + 7 =$$



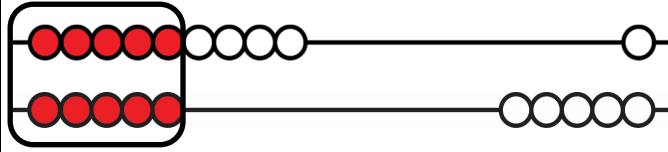
$$7 + 9 =$$



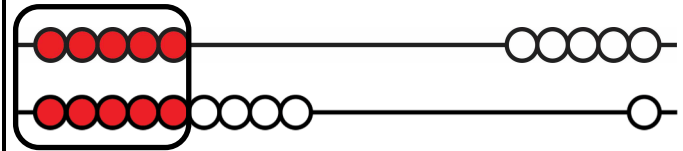
$$9 + 6 =$$



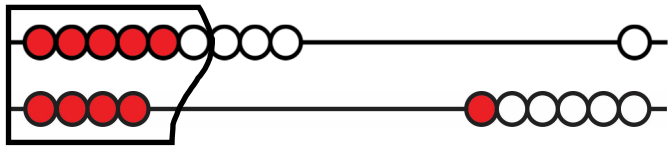
$$6 + 9 =$$



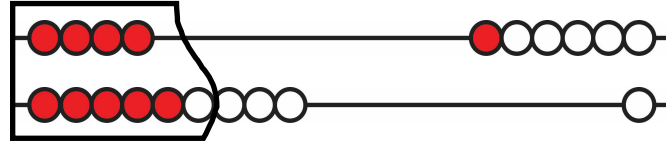
$$9 + 5 =$$



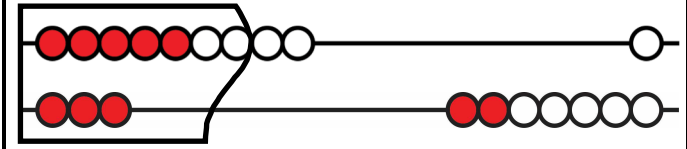
$$5 + 9 =$$



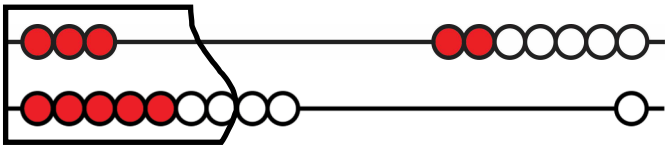
$$9 + 4 =$$



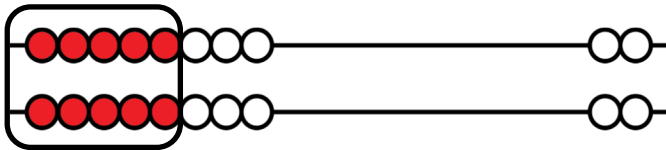
$$4 + 9 =$$



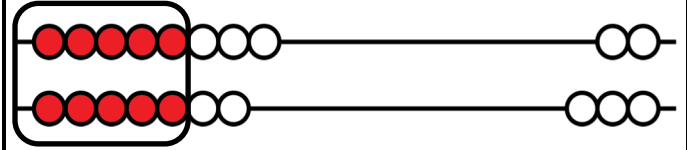
$$9 + 3 =$$



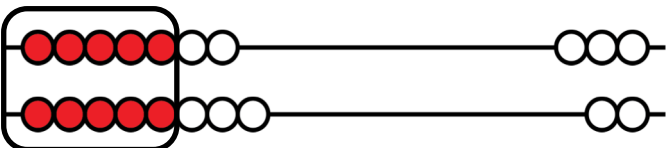
$$3 + 9 =$$



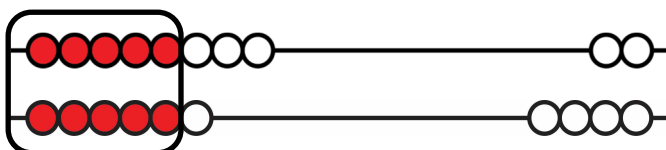
$$8 + 8 =$$



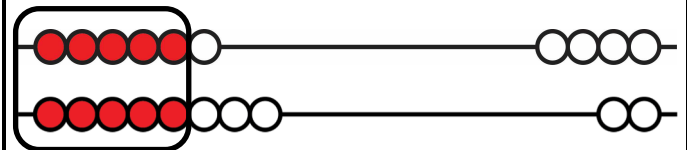
$$8 + 7 =$$



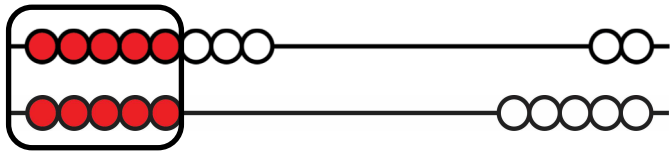
$$7 + 8 =$$



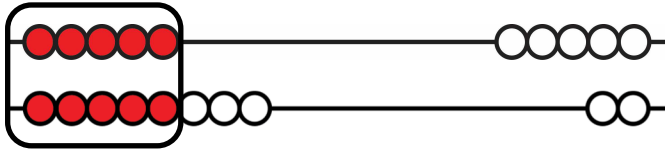
$$8 + 6 =$$



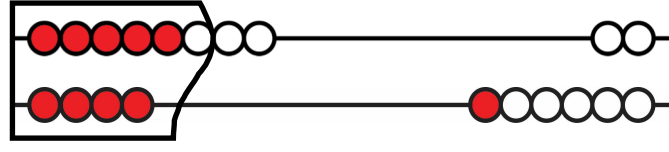
$$6 + 8 =$$



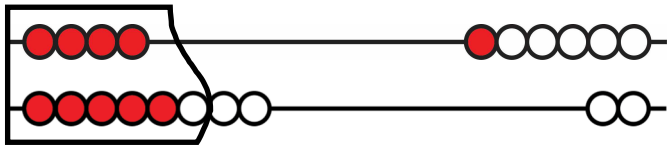
$$8 + 5 =$$



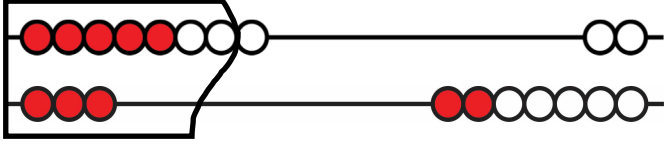
$$5 + 8 =$$



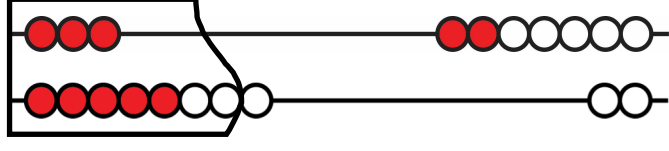
$$8 + 4 =$$




$$4 + 8 =$$




$$8 + 3 =$$




$$3 + 8 =$$




$$7 + 7 =$$



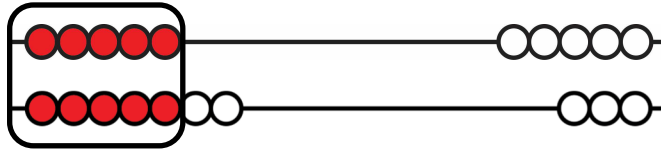
$$7 + 6 =$$



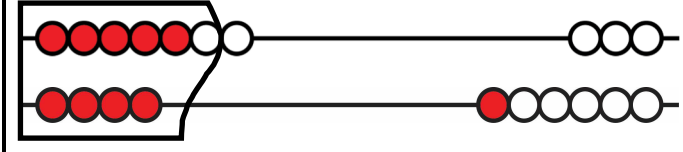
$$6 + 7 =$$



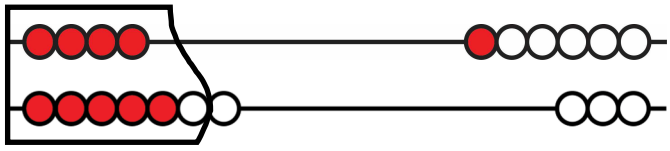
$$7 + 5 =$$




$$5 + 7 =$$




$$7 + 4 =$$




$$4 + 7 =$$



$$6 + 6 =$$



$$6 + 5 =$$



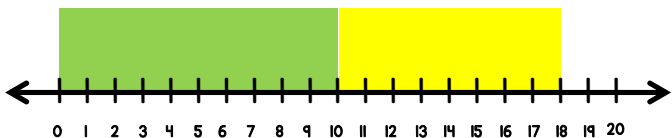
$$5 + 6 =$$

Using Ten

Rekenreks

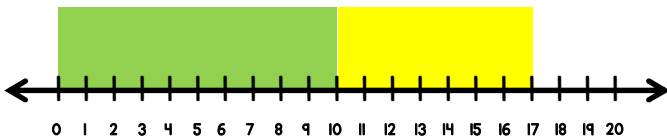
Print on cardstock, cut, and laminate for extended use.

Think $10 + 8$



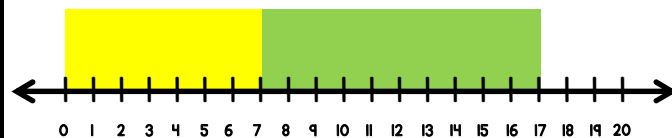
$$9 + 9 =$$

Think $10 + 7$



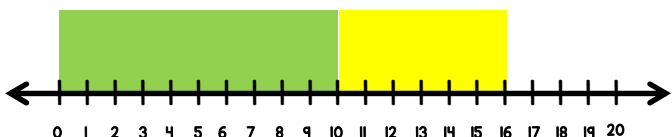
$$9 + 8 =$$

Think $7 + 10$



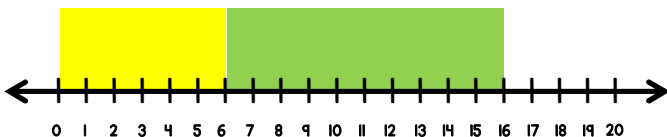
$$8 + 9 =$$

Think $10 + 6$



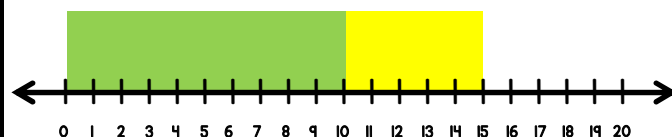
$$9 + 7 =$$

Think $6 + 10$



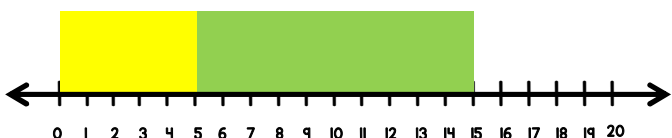
$$7 + 9 =$$

Think $10 + 5$



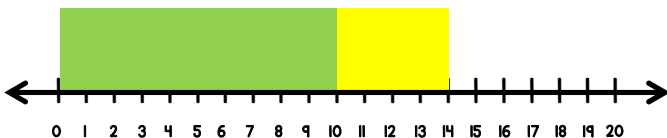
$$9 + 6 =$$

Think $5 + 10$



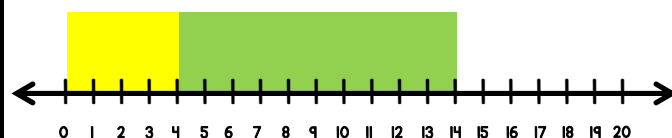
$$6 + 9 =$$

Think $10 + 4$



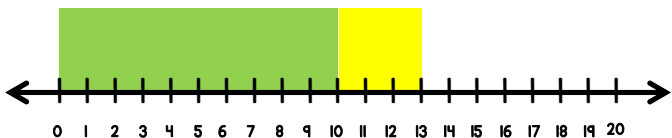
$$9 + 5 =$$

Think $4 + 10$



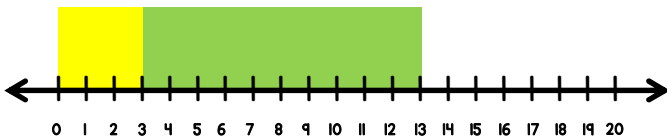
$$5 + 9 =$$

Think $10 + 3$



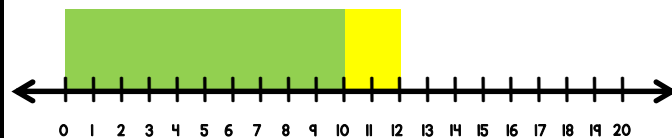
$$9 + 4 =$$

Think $3 + 10$



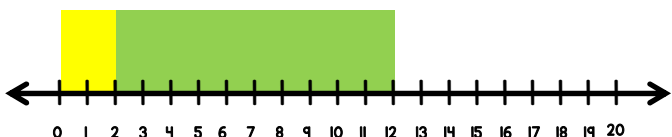
$$4 + 9 =$$

Think $10 + 2$



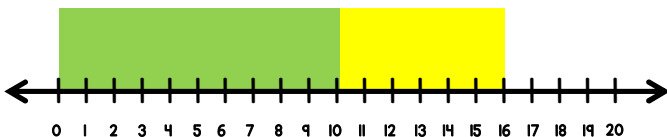
$$9 + 3 =$$

Think $2 + 10$



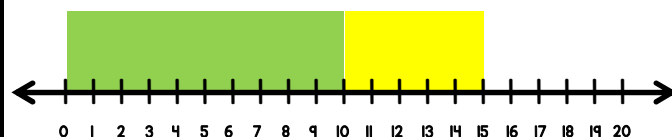
$$3 + 9 =$$

Think $10 + 6$



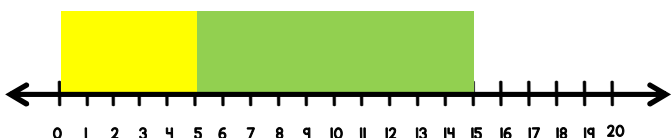
$$8 + 8 =$$

Think $10 + 5$



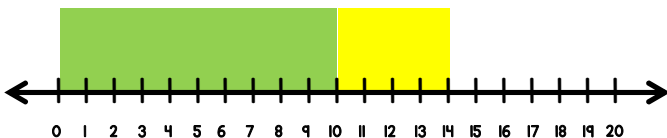
$$8 + 7 =$$

Think $5 + 10$



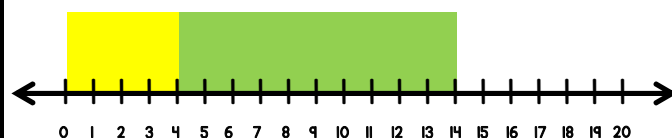
$$7 + 8 =$$

Think $10 + 4$



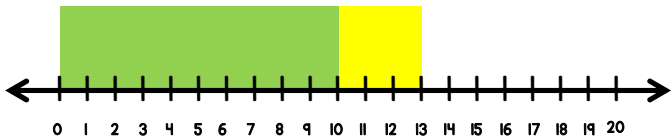
$$8 + 6 =$$

Think $4 + 10$



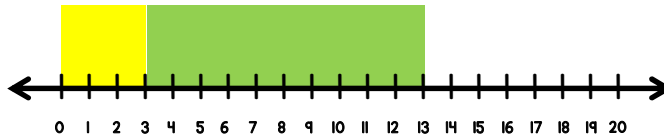
$$6 + 8 =$$

Think $10 + 3$



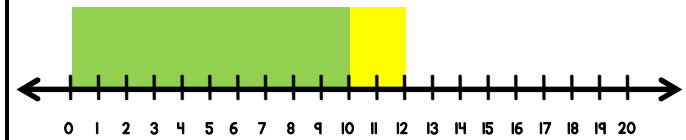
$$8 + 5 =$$

Think $3 + 10$



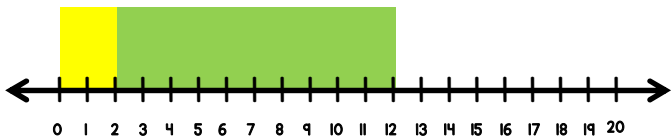
$$5 + 8 =$$

Think $10 + 2$



$$8 + 4 =$$

Think $2 + 10$



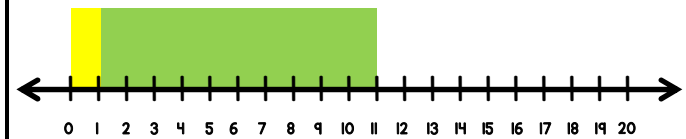
$$4 + 8 =$$

Think $10 + 1$



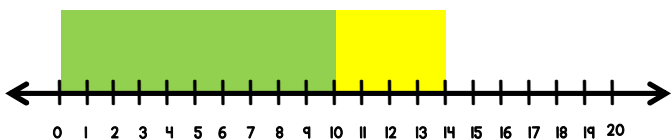
$$8 + 3 =$$

Think $1 + 10$



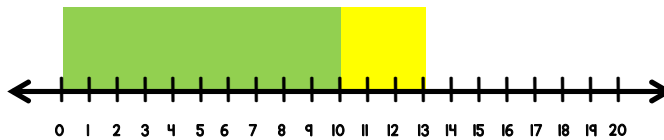
$$3 + 8 =$$

Think $10 + 4$



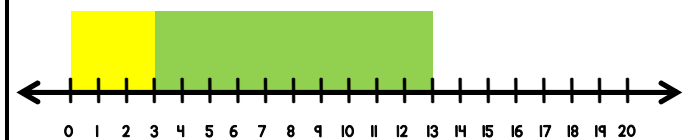
$$7 + 7 =$$

Think $10 + 3$



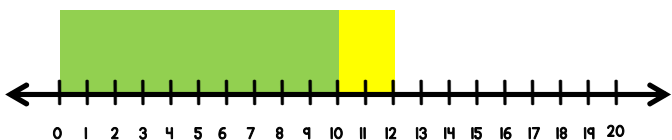
$$7 + 6 =$$

Think $3 + 10$



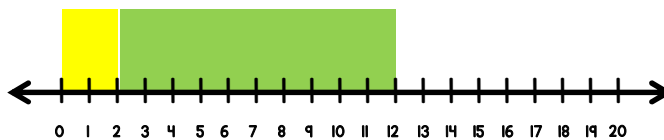
$$6 + 7 =$$

Think $10 + 2$



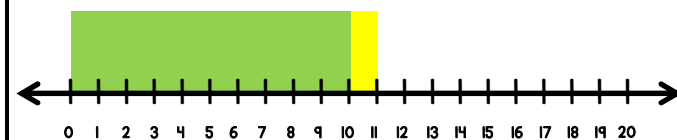
$$7 + 5 =$$

Think $2 + 10$



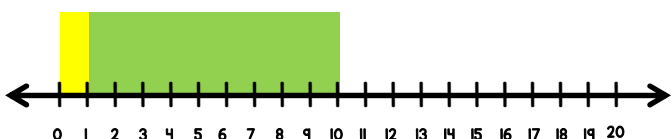
$$5 + 7 =$$

Think $10 + 1$



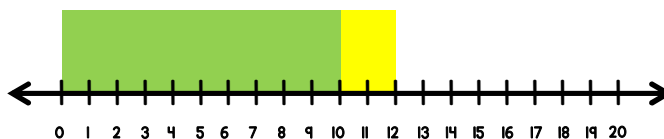
$$7 + 4 =$$

Think $1 + 10$



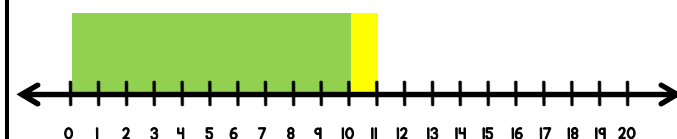
$$4 + 7 =$$

Think $10 + 2$



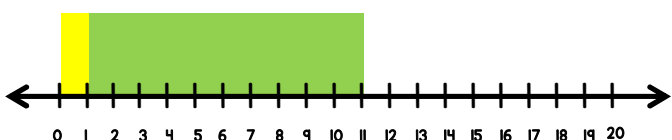
$$6 + 6 =$$

Think $10 + 1$



$$6 + 5 =$$

Think $1 + 10$



$$5 + 6 =$$

Using Ten
Number Lines

Print on cardstock, cut, and laminate for extended use.

$$\begin{array}{r} 9 \\ + 9 \\ \hline \end{array}$$

$$\begin{array}{r} 9 \\ + 8 \\ \hline \end{array}$$

$$\begin{array}{r} 8 \\ + 9 \\ \hline \end{array}$$

$$\begin{array}{r} 9 \\ + 7 \\ \hline \end{array}$$

$$\begin{array}{r} 7 \\ + 9 \\ \hline \end{array}$$

$$\begin{array}{r} 9 \\ + 6 \\ \hline \end{array}$$

$$\begin{array}{r} 6 \\ + 9 \\ \hline \end{array}$$

$$\begin{array}{r} 9 \\ + 5 \\ \hline \end{array}$$

$$\begin{array}{r} 5 \\ + 9 \\ \hline \end{array}$$

$$\begin{array}{r} 9 \\ +4 \\ \hline \end{array}$$

$$\begin{array}{r} 4 \\ +9 \\ \hline \end{array}$$

$$\begin{array}{r} 9 \\ +3 \\ \hline \end{array}$$

$$\begin{array}{r} 3 \\ +9 \\ \hline \end{array}$$

$$\begin{array}{r} 8 \\ +8 \\ \hline \end{array}$$

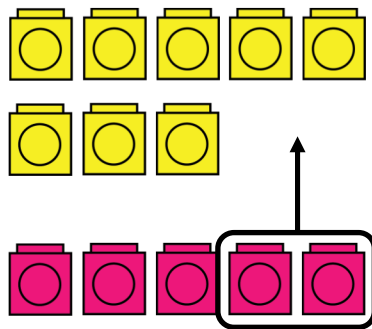
$$\begin{array}{r} 8 \\ +7 \\ \hline \end{array}$$

$$\begin{array}{r} 7 \\ +8 \\ \hline \end{array}$$

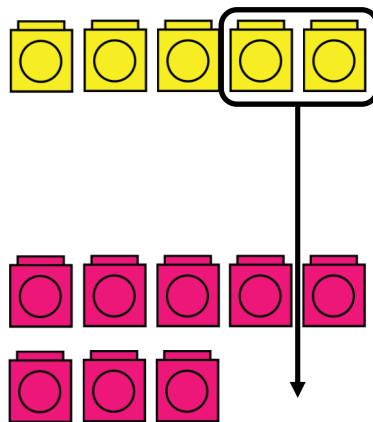
$$\begin{array}{r} 8 \\ +6 \\ \hline \end{array}$$

$$\begin{array}{r} 6 \\ +8 \\ \hline \end{array}$$

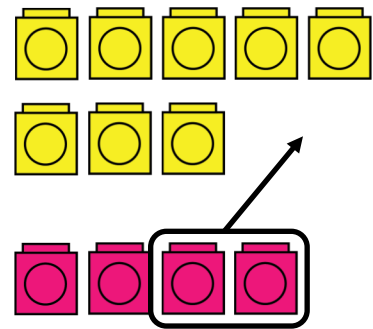
$$\begin{array}{r} 8 \\ + 5 \\ \hline \end{array}$$



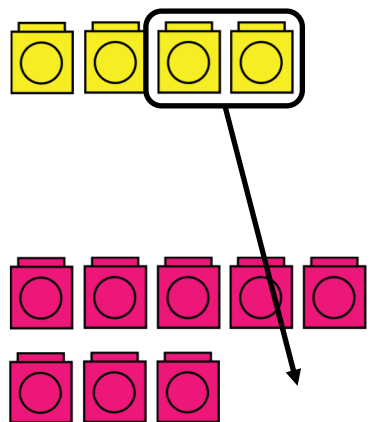
$$\begin{array}{r} 5 \\ + 8 \\ \hline \end{array}$$



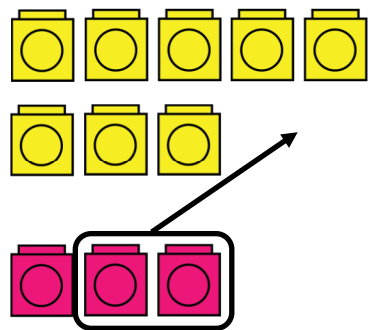
$$\begin{array}{r} 8 \\ + 4 \\ \hline \end{array}$$



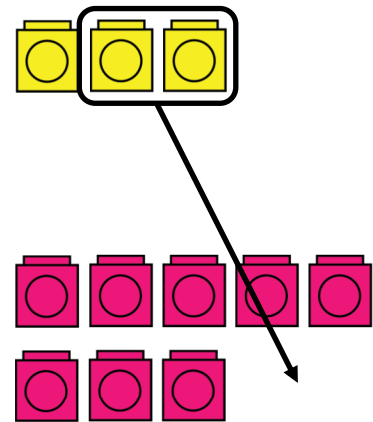
$$\begin{array}{r} 4 \\ + 8 \\ \hline \end{array}$$



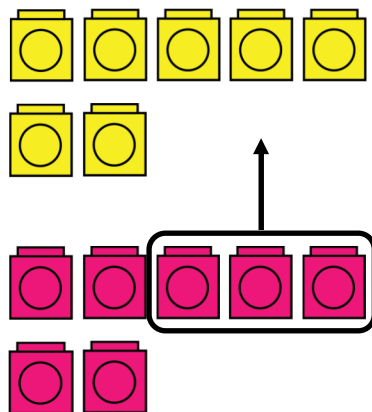
$$\begin{array}{r} 8 \\ + 3 \\ \hline \end{array}$$



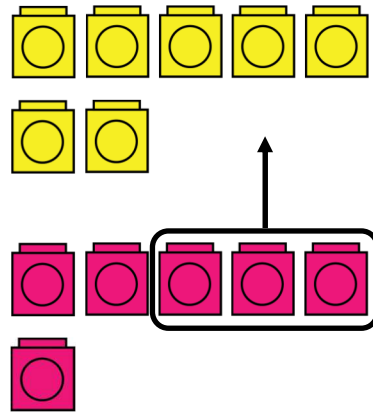
$$\begin{array}{r} 3 \\ + 8 \\ \hline \end{array}$$



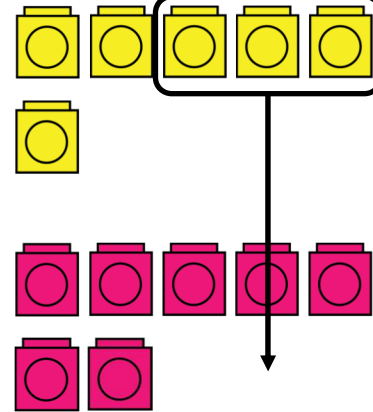
$$\begin{array}{r} 7 \\ + 7 \\ \hline \end{array}$$



$$\begin{array}{r} 7 \\ + 6 \\ \hline \end{array}$$



$$\begin{array}{r} 6 \\ + 7 \\ \hline \end{array}$$



$$\begin{array}{r} 7 \\ +5 \\ \hline \end{array}$$

$$\begin{array}{r} 5 \\ +7 \\ \hline \end{array}$$

$$\begin{array}{r} 7 \\ +4 \\ \hline \end{array}$$

$$\begin{array}{r} 4 \\ +7 \\ \hline \end{array}$$

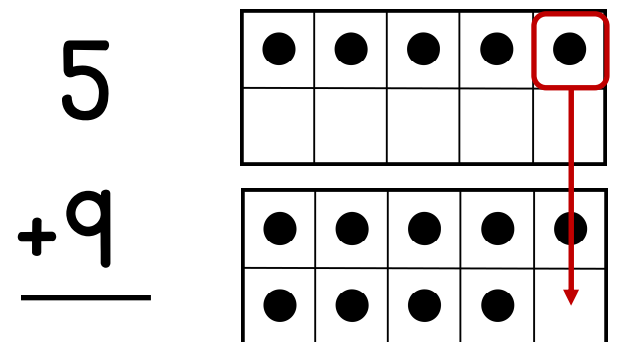
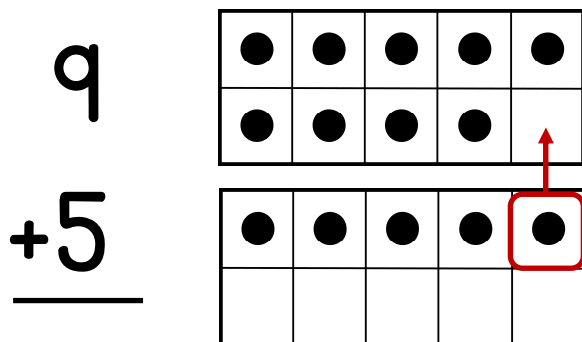
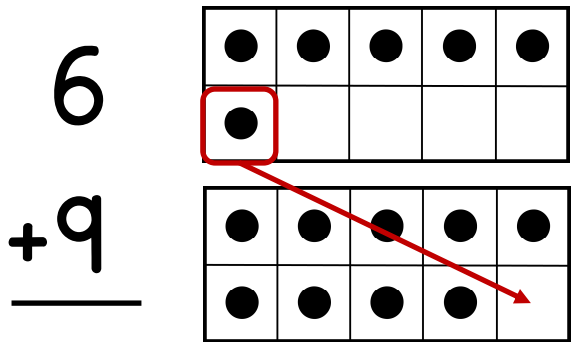
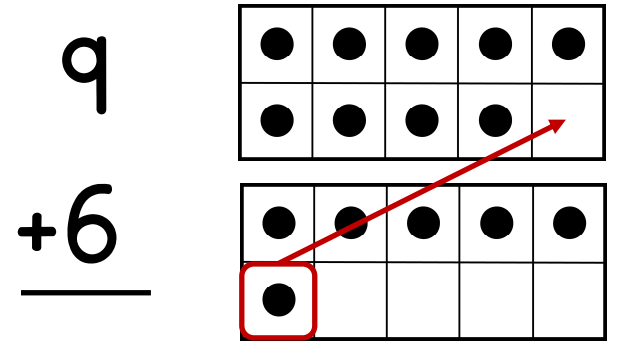
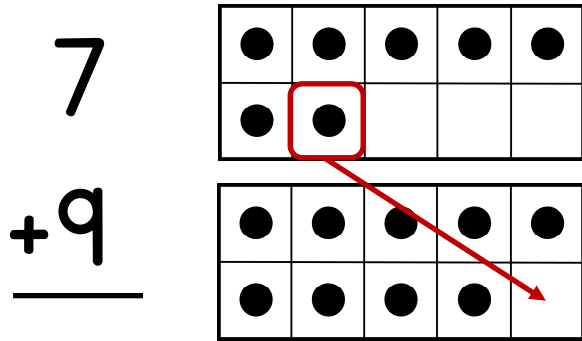
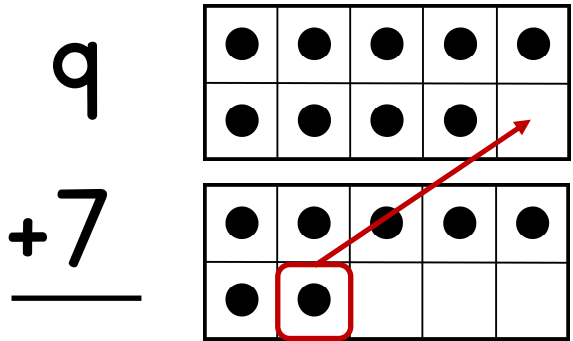
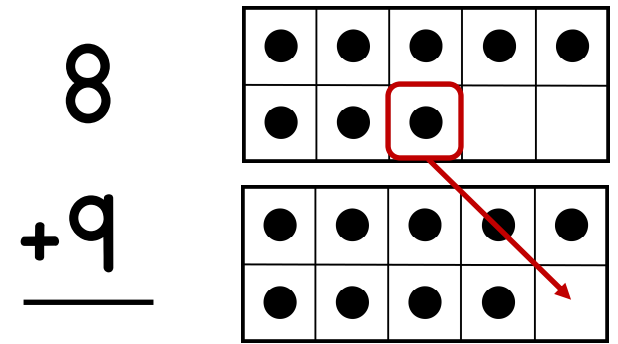
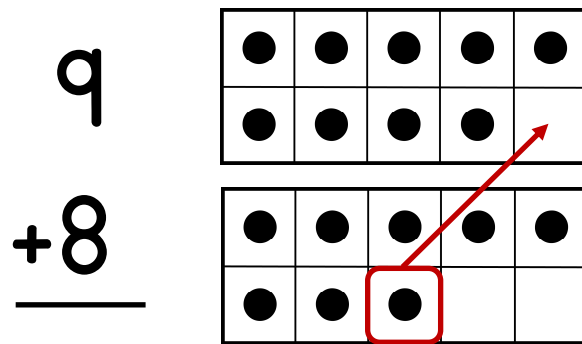
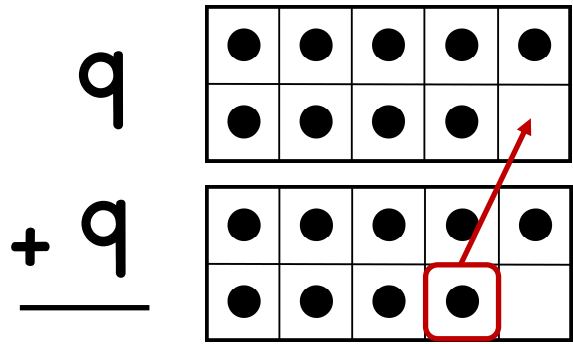
$$\begin{array}{r} 6 \\ +6 \\ \hline \end{array}$$

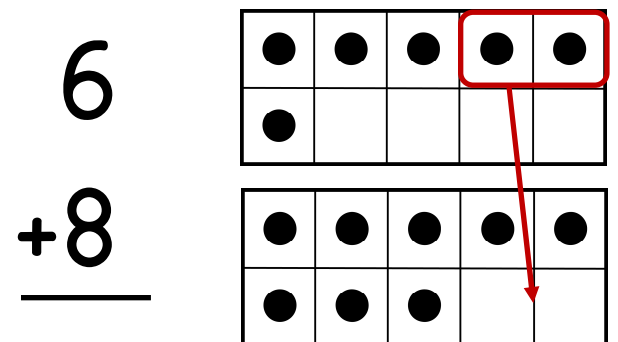
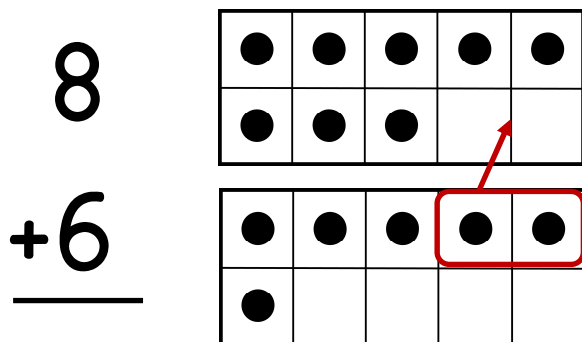
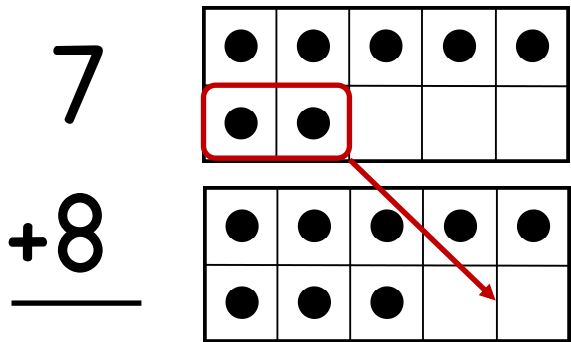
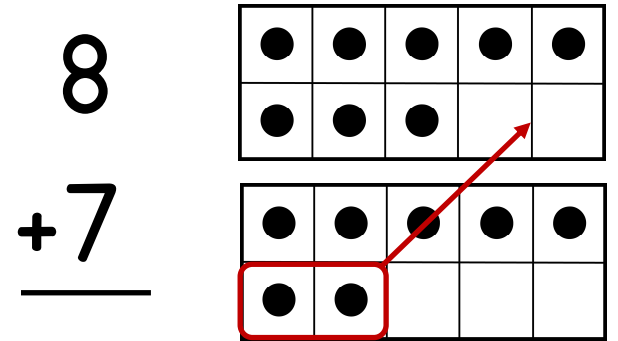
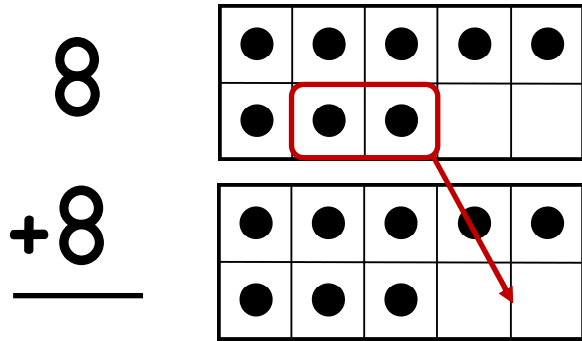
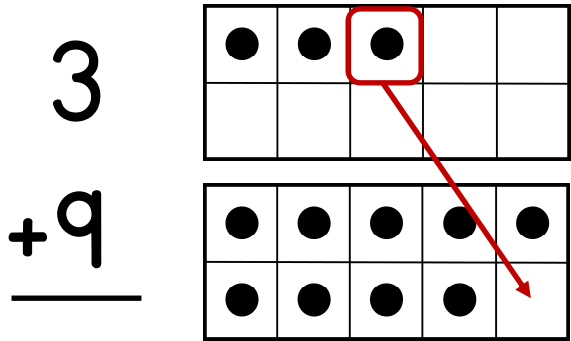
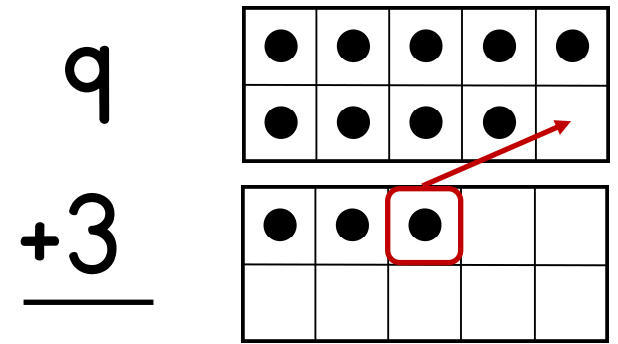
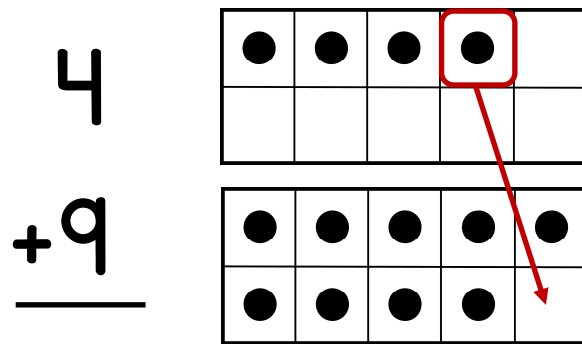
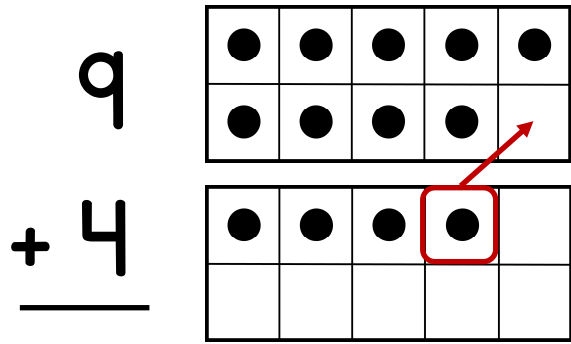
$$\begin{array}{r} 6 \\ +5 \\ \hline \end{array}$$

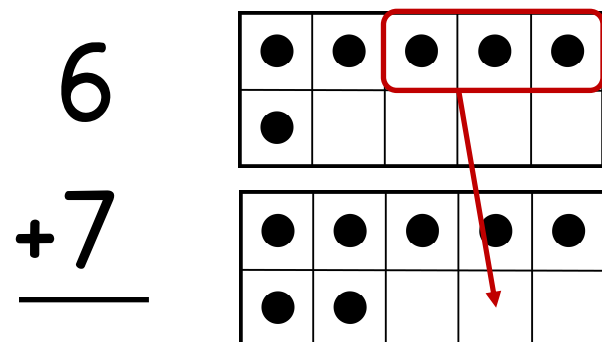
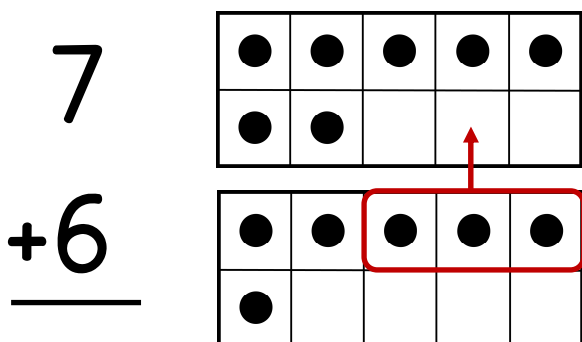
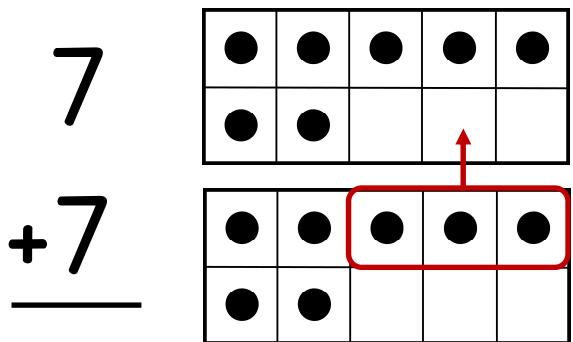
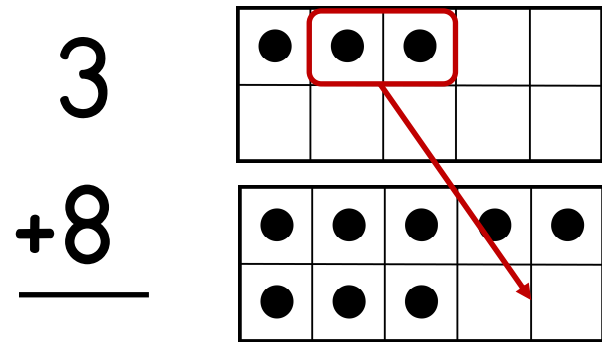
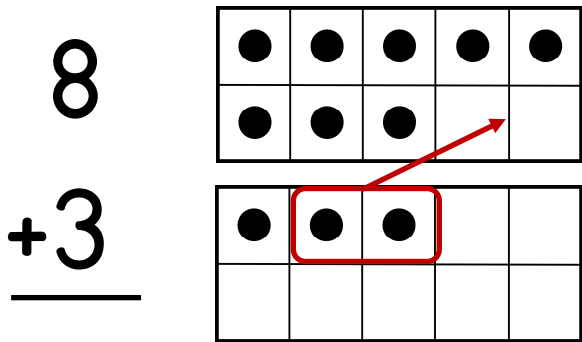
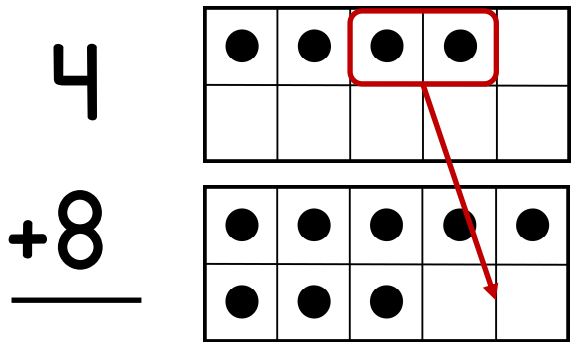
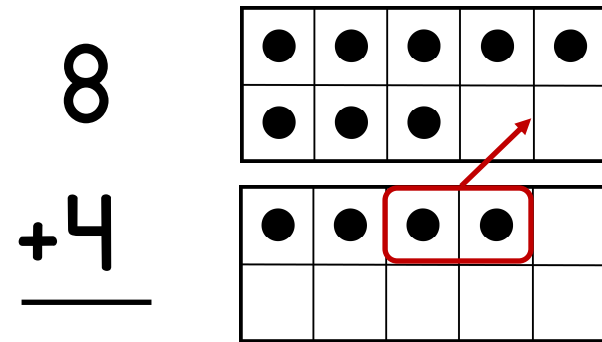
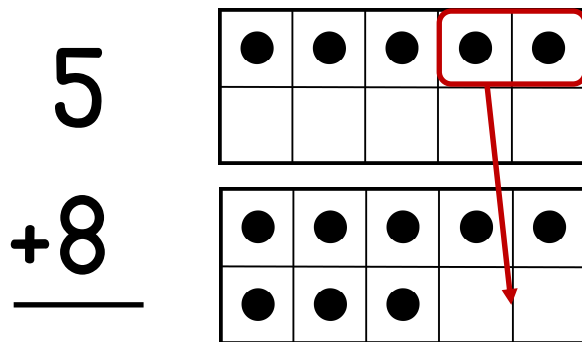
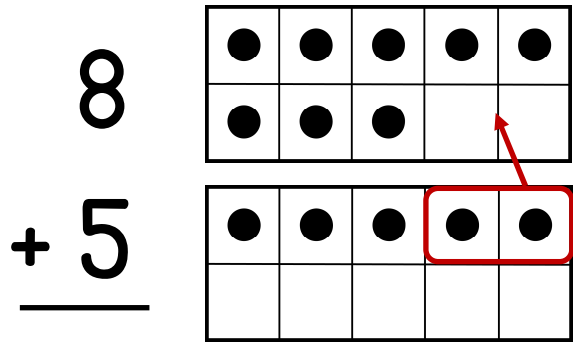
$$\begin{array}{r} 5 \\ +6 \\ \hline \end{array}$$

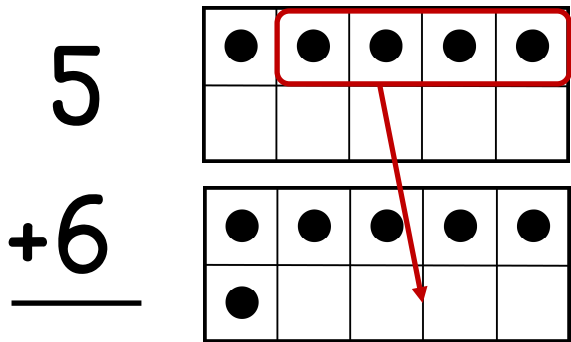
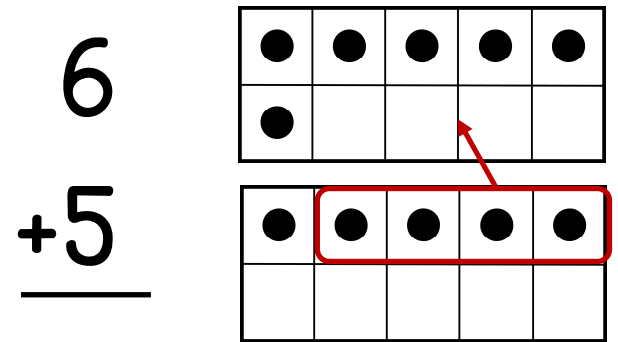
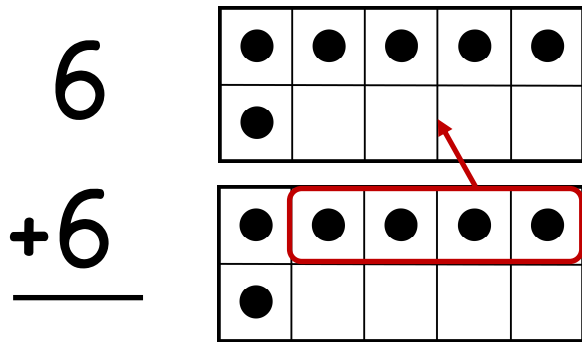
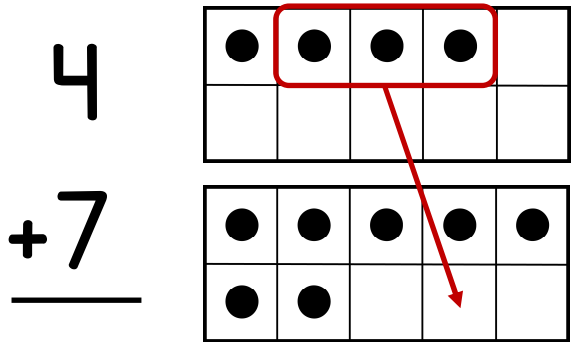
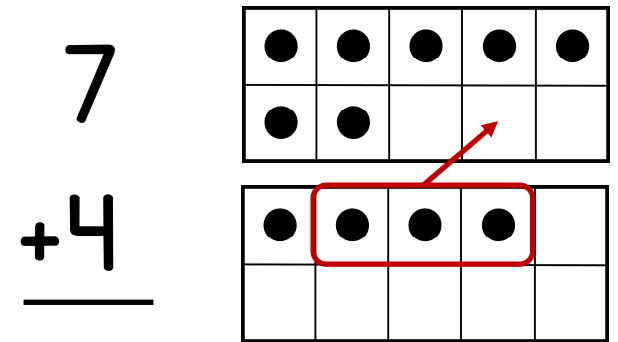
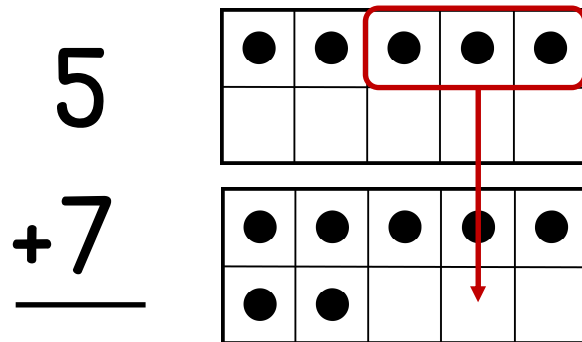
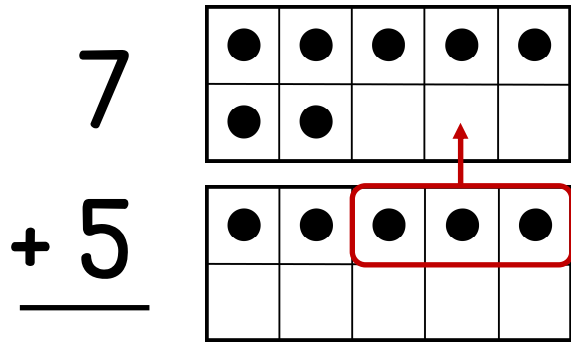
Using Ten
Linking Cubes

Print on cardstock, cut, and laminate for extended use.









Using Ten
Ten Frames

Print on cardstock, cut, and laminate for extended use.